

# NAV JEEWAN MODEL SCHOOL

# SUMMER VACATION

“Enjoying every second under the  
blue sky and bright sun”





# NAV JEEWAN MODEL SCHOOL

Vishnu Garden

Dear Parent,

Children are born with natural curiosity and inquisitiveness about the world around them. It is important for us to help them keep this spark alive and to make learning fun.

Summer Vacation is just round the corner, let every moment of this vacation be a time to unite, connect and enjoy beautiful moments with your child.

**Here are some activities given to help your child become independent and confident:-**

## **Independent Me**

- Buttoning and Unbuttoning
- Put on your Socks and Shoes
- Keeping belongings back in their place
- Filling the water bottles
- Keeping room clean and well-organized
- Tear a Chapati and eat your Meal on your own

## **Alone we can do so little; together we can do so much. (Social Skills)**

- Wish your elders with a smile
- Go outdoors and play with your friends
- Use magical words: Sorry, Please, Excuse Me, Thank You

## **One, who maintains cleanliness, keeps away diseases. (Personal Hygiene)**

- Brushing teeth twice a day.
- Combing hair regularly
- Bathing everyday
- Washing hands before and after meals.

## **Reading is Fun**

### **Children are made readers on the laps of their parents.**

- Make reading a regular practice with pictures and large text.
- Make bed-time stories a part of your child's daily routine.



# NAV JEEWAN MODEL SCHOOL

Vishnu Garden



## ALL ABOUT ME

- What is your name?
- How old are you?
- In which class do you read?
  - What is the name of your school?
  - What is the name of your teacher?
  - What is your father and mother name?
- May I come in ma'am?
- May I Drink water?
- May I go to the toilet?
- I m feeling hungry.
- Please give me a glass of water.
- Please trim my nails.
- Please tell me a story.
- I m feeling sleepy.

## Let's Be Polite Use These Magic Words





# NAV JEEWAN MODEL SCHOOL

Vishnu Garden

- Holiday homework has to be done under the parental guidance.
- Kindly note work has to be submitted on first week of July.
- Make your ward read story books, like panchtantra, Arabian nights , nandan , chanda mama etc.
- Make your ward learn and remember his/her parents mobile/landline number, house address etc, to make him/her independent and secure.
- Do any creative act, which you are good at with your ward and send it to school after vacations.
- Fix up a time table for your ward to organize his/her daily routine like, watching television , playing with friends , studying etc.
- Make your child responsible by assigning some of the household responsibilities to him/her like , watering plants , arranging the dinning table , organizing his/her room and fill the empty bottles and put them in refrigerator.

Happy Father's Day 15<sup>th</sup> June

Happy Father's day 16<sup>th</sup> June



Father's day is celebrated worldwide to recognize the contribution of fathers to the lives of their children. This day celebrates for their fatherhood for their selfless love and protection. to strengthen this bond let's celebrate father's day.

Take help of your mother and plan a surprise by cooking something of his choice and make him special. Catch the joyous moments and paste them on an A4 size pastel sheet bring it to school to share the lovely bond of love with your friends and teachers.

## International Yoga Day 21st June

### ◆ Yoga Activity

Let's exercise

Material required - Mats

Instruction:-

FATHER'S DAY ACTIVITY

❖ Paste the picture of your Father





# NAV JEEWAN MODEL SCHOOL

Vishnu Garden

- **COBRA POSE** : Lie down on the yoga mat on the tummy, with hands near chest. Push upwards into a backbend. When back is arched, make a loud hissing noise like a snake.



- **BUTTERFLY POSE** Sit on the ground and join the soles of the feet and spread the knees. Hold your feet with hands and move the legs up and down like a butterfly moves her wings.



- **COW POSE** Get on hands and knees, and then push your tummy toward the floor, while chin and tailbone strive towards reaching the ceiling. Moo loudly like a cow.



# NAV JEEWAN MODEL SCHOOL

Vishnu Garden

**LEARNING OUTCOME:** Children will be able to learn few Aasan .

**Do some activities to make your holidays more joyfull :-**

**English vinglish :**



- Make a **Pictionary** (Aa to Zz). Paste 3-4 picture with each letter.
- For **vocabulary** building learn 2 new words daily.
- Do **oral practice** of A to Z with their phonic sounds.
- **Picture composition** : Choose any 1 object from your surroundings every day and let your child speak a few lines on it.
- **Rhyme time** : recite a rhyme with voice modulation and actions
- Do practice of all the strokes.

## GENERAL KNOWLEDGE

### NURTURE THE NATURE

- **Water the plants at home.**
- **Learn names of five plants**



### NATIONAL SYMBOLS .

- Which is our National bird?
- Which is our National animal?
- Which is our National tree?
- Which is our National flower?
- Which is our National game?
- Which is our National flag?

# NAV JEEWAN MODEL SCHOOL

Vishnu Garden

खाली स्थान भरिए।

_____	ख	_____	घ	ङ
				
च	_____	ज	_____	ञ
				
_____	ठ	_____	ढ	ण
				
त	_____	द	_____	न
				
_____	फ	_____	भ	म
				
य	_____	ल	_____	
				
_____	ष	_____	ह	
				



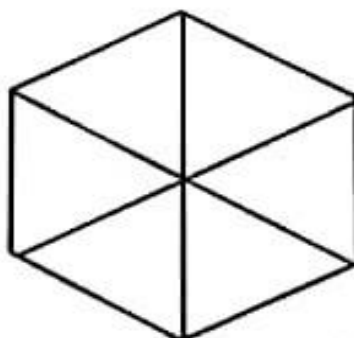
# NAV JEEWAN MODEL SCHOOL

Vishnu Garden

चित्र देखकर पहला अक्षर लिखे और रंग भरें




\_\_\_\_\_



\_\_\_\_\_




\_\_\_\_\_




\_\_\_\_\_



\_\_\_\_\_



\_\_\_\_\_



\_\_\_\_\_



\_\_\_\_\_



\_\_\_\_\_



\_\_\_\_\_



# NAV JEEWAN MODEL SCHOOL

Vishnu Garden

## दो अक्षर वाले शब्दों का अभ्यास करें

ज + स = .....

क + द = .....

प + थ = .....

क + द = .....

अ + ब = .....

ज + ब = .....

त + ब = .....

न + थ = .....

प + ल = .....



# NAV JEEWAN MODEL SCHOOL

Vishnu Garden

## रिक्त स्थान भरो।



न \_\_\_\_\_



ध \_\_\_\_\_



ज \_\_\_\_\_



घ \_\_\_\_\_



ऊ \_\_\_\_\_



फ \_\_\_\_\_



छ \_\_\_\_\_



न \_\_\_\_\_



प \_\_\_\_\_

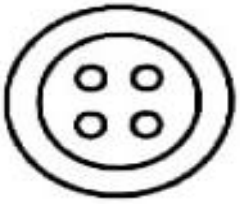


ज \_\_\_\_\_

# NAV JEEWAN MODEL SCHOOL

Vishnu Garden

चित्र देखकर शब्दों से मिलायें



पतंग



बटन



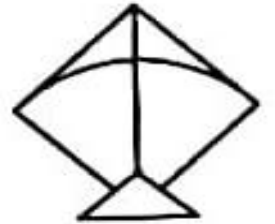
बतख



मटर



कमल



रबड़

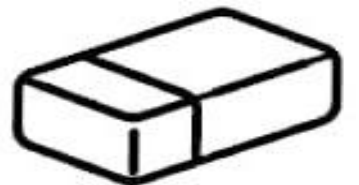


शहद



भगत

मगर



कलम





## चित्र देखकर खाली स्थान भरो ।



अ  र



श  ज



श  ब



क  र



ब  ग



श  र



स  ग



म  ख





## READ AND LEARNS IT

# Fruits



apple



orange



pear



peach



lemon



strawberry



mango




coconut




kiwifruit



pomegranate



cherries




mangosteen




watermelon



dragonfruit







avocado



banana



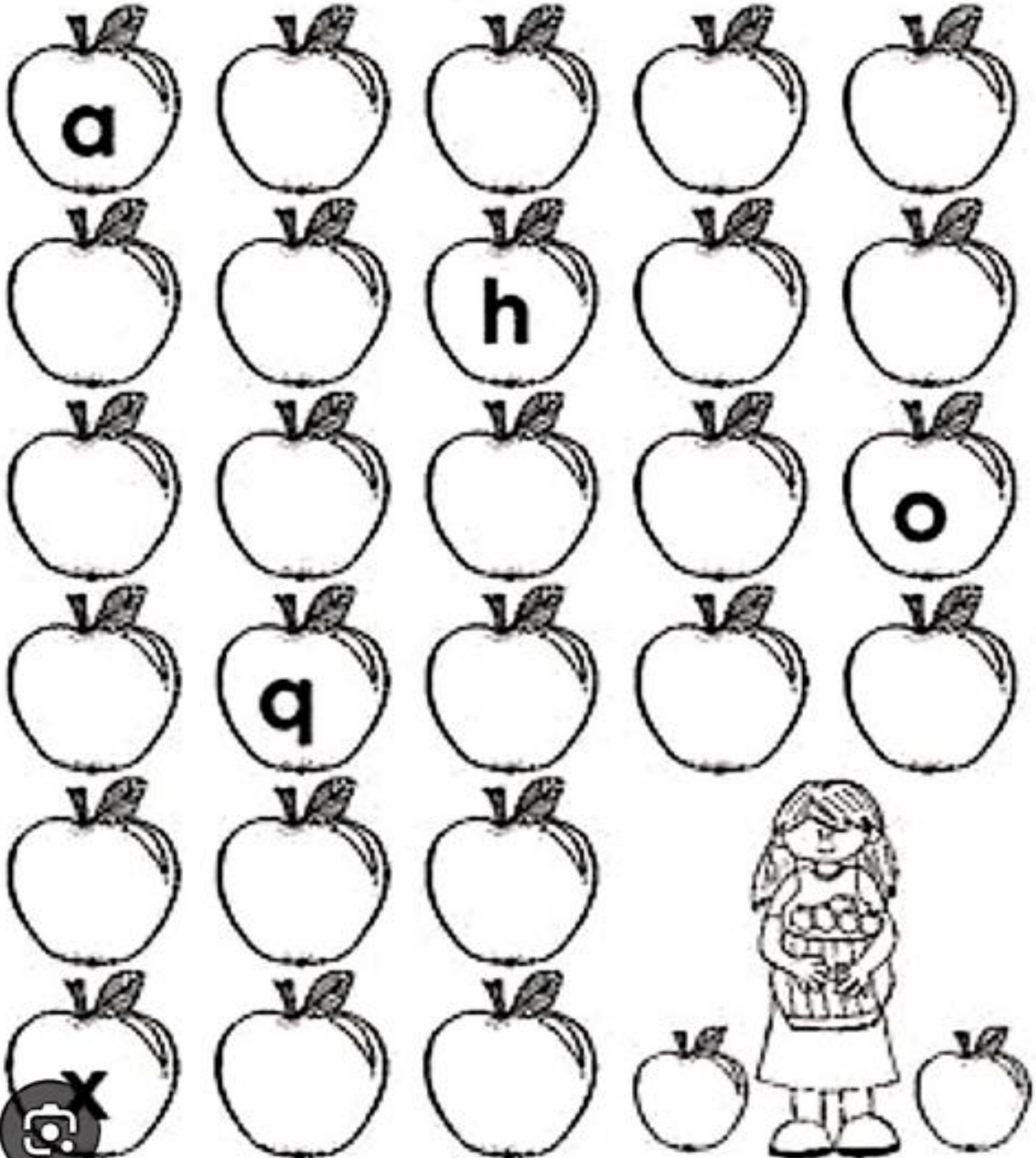
Fill the missing alphabet.





Name \_\_\_\_\_ Date \_\_\_\_\_

# Missing Letters





# NAV JEEWAN MODEL SCHOOL

Vishnu Garden



## Cursive Alphabet

Trace the dotted letters and write them in the empty boxes below.

a b c d e f g h i

a b c d e f g h i

j k l m n o p q r

j k l m n o p q r

s t u v w x y z

s t u v w x y z

# NAV JEEWAN MODEL SCHOOL

Vishnu Garden



## Cursive Alphabet

Trace the dotted letters and write them in the empty boxes below.

a b c d e f g h i

a b c d e f g h i

j k l m n o p q r

j k l m n o p q r

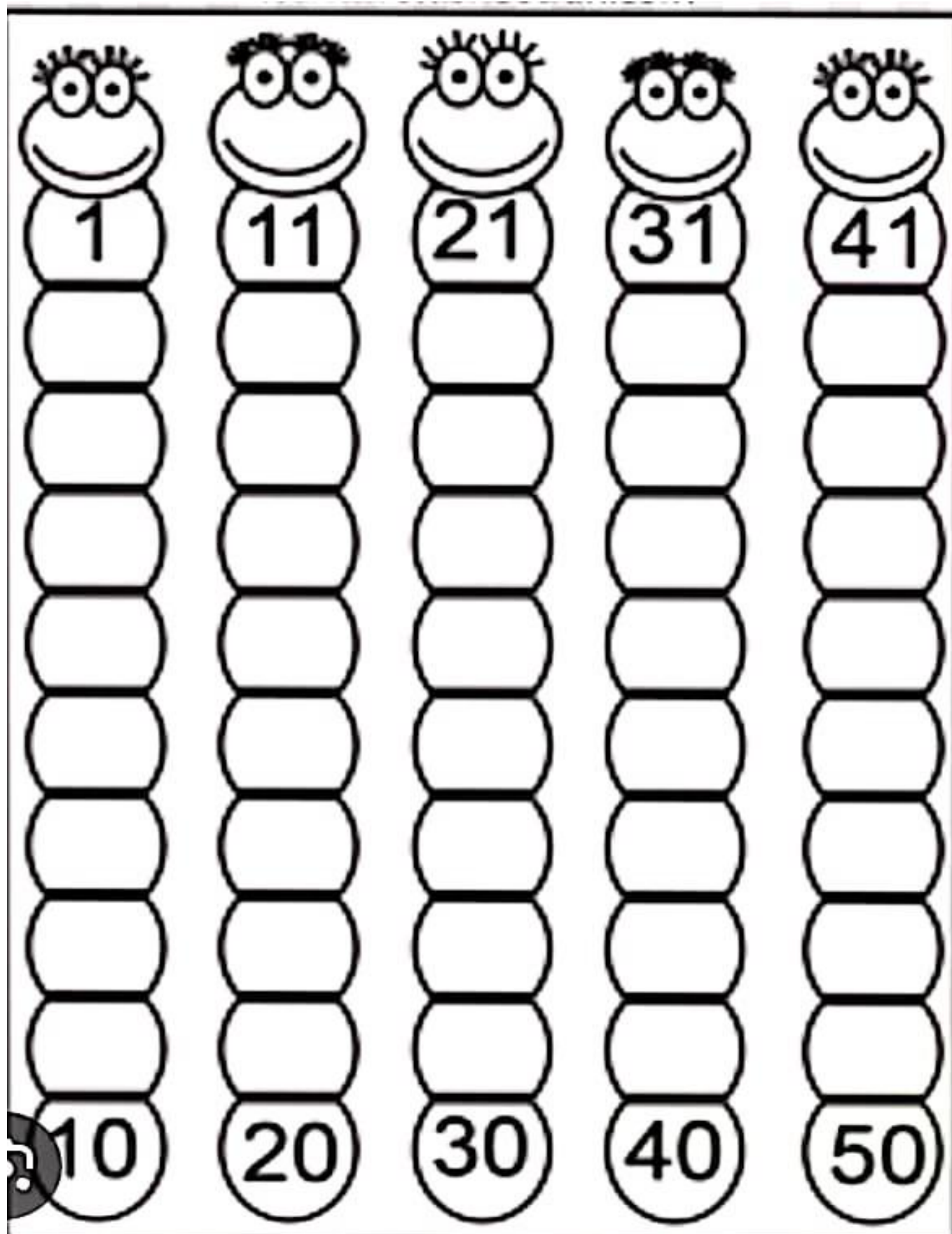
s t u v w x y z

s t u v w x y z



# NAV JEEWAN MODEL SCHOOL

Vishnu Garden



# NAV JEEWAN MODEL SCHOOL

Vishnu Garden

Counting 1 to 100

START	START	START	START	START
51	61	71	81	91
			82	
	65			95
		77		
				98
59				




# NAV JEEWAN MODEL SCHOOL

Vishnu Garden

## Counting Back From 20

Count backwards from 20 to fill in the missing numbers of the series.



# NAV JEEWAN MODEL SCHOOL




Vishnu Garden

## What comes after? (1- 20)





**What Comes Before (20-1)**






## ALL ABOUT ME



My Name is:

This is a Picture of Me



I am \_\_\_\_\_ years old



My Birthday is:



My Favorite Color is:

\_\_\_\_\_



I love to eat:

\_\_\_\_\_



My Favorite Activities:



\_\_\_\_\_

\_\_\_\_\_

\_\_\_\_\_

\_\_\_\_\_



NAV JEEWAN MODEL SCHOOL

Vishnu Garden


❖ Paste The Picture of your Family Members



# Five Sense Organs and Worksheet




## Write My Five Senses





❖ COLOUR THE PICTURE



Color the big apple

**RED**

Color the small apple

**GREEN**





# Here's a fun Activity for kids Make Ice cream stick house



1. This will enhance children's creativity with an additional benefit of strengthening their fine motor skills
2. This would engage them creatively eliminating their boredom and adding a fun part in their calendar



Have a great  
  
Vacation!